

# Please download our Aladdin Connect App

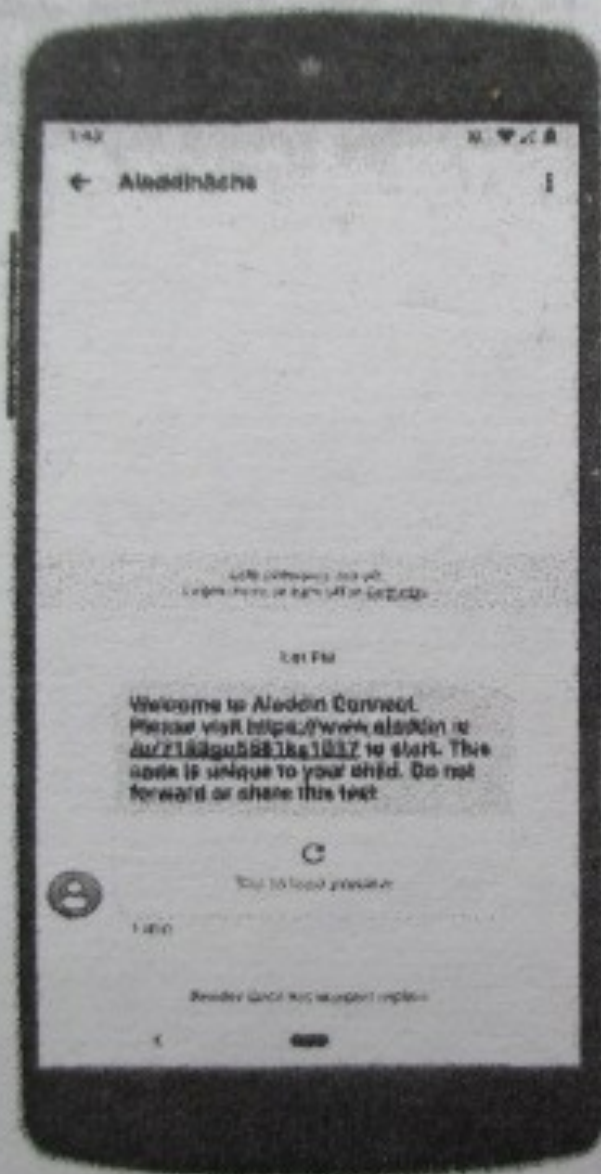
Aladdin Connect is a new innovative product designed to streamline communication in Irish primary schools.

Connect is a comprehensive communication platform including the following features:

- **Parent Portal** - allows school to securely share student information with parents (report cards, attendance, noticeboard, homework, test results) - schools have full control over the data that they share with parents.
- **Aladdin App for parents** - including unlimited app messages which can replace texting.
- **Aladdin App for teachers** - which allows them to take attendance, receive notice board alerts, etc.
- **School Calendar** which parents can view on the app as well as the portal.
- **Parent Teacher Meeting Scheduler** - quickly and efficiently organise parent teacher meetings in your school. Parents can select their preferred meeting times.
- **Permissions lists** - set up permissions lists and gather permission from parents for any item or event that your school needs to gather permission for.
- **Absence Reason** - allows parents to easily submit the reason for their child's absence instantly through the Aladdin app instead of having to write a note.

GDPR & Aladdin has employed expert data protection guidance so schools can be assured their information is being held in a GDPR compliant environment.

Aladdin is fully committed to helping and supporting our school's compliance with GDPR



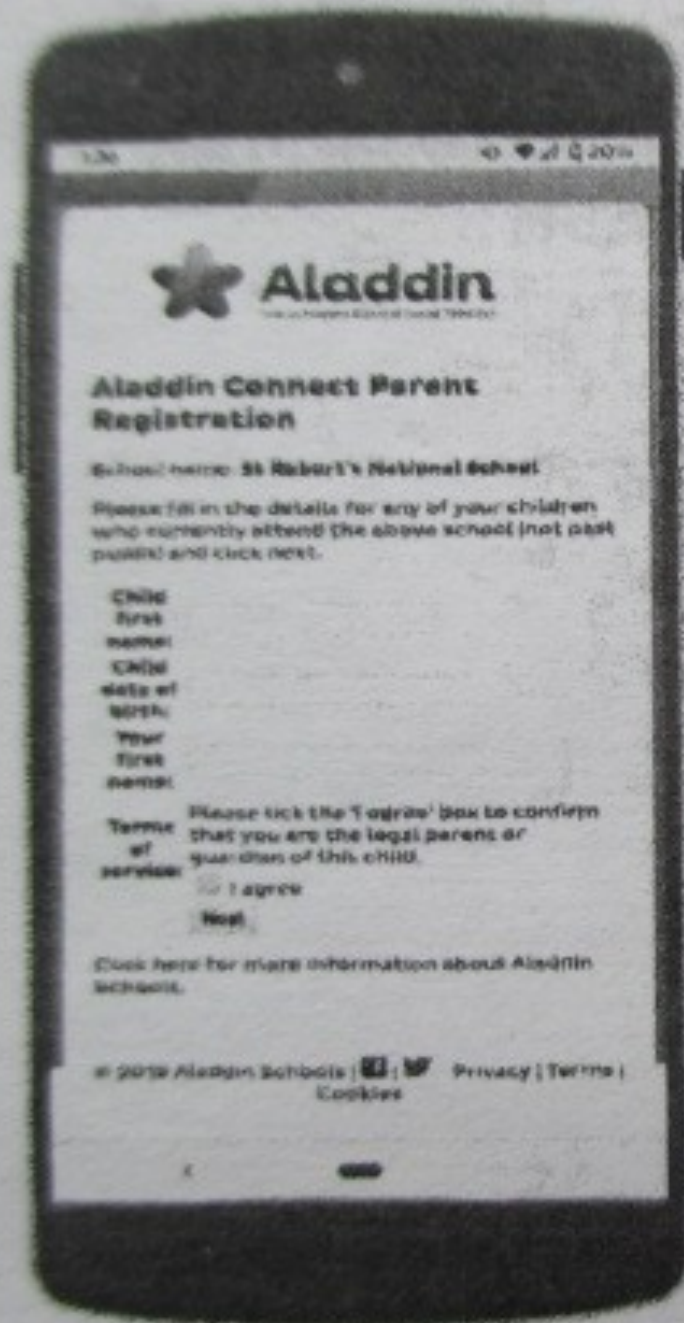
## 1. Link From School

You will receive either a text or email from the school.

Within this message there will be a link unique to you.

Simply tap on this link to begin.

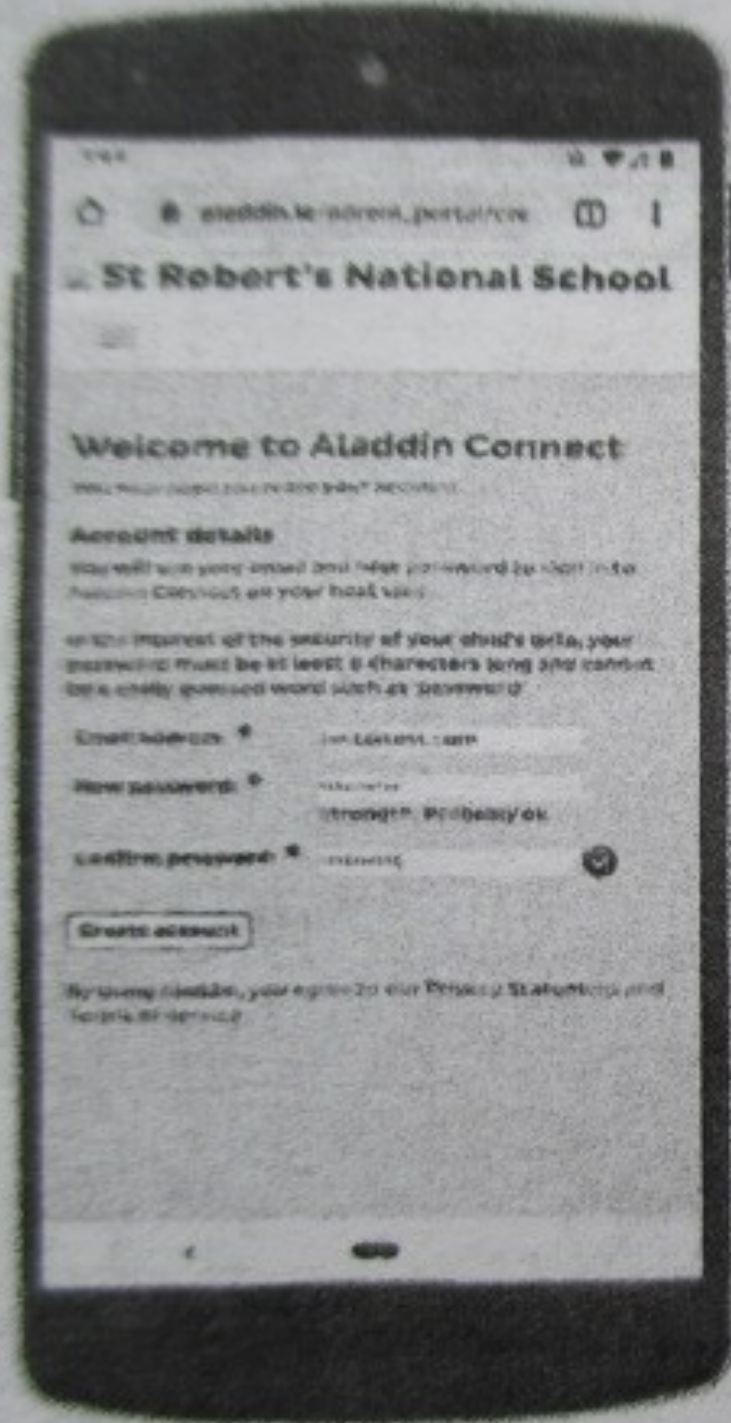




## 2. Connect Registration

The link will direct you to the Connect registration page.

You will be required to enter information such as your child's **first name** and **date of birth**, along with your **own name**.



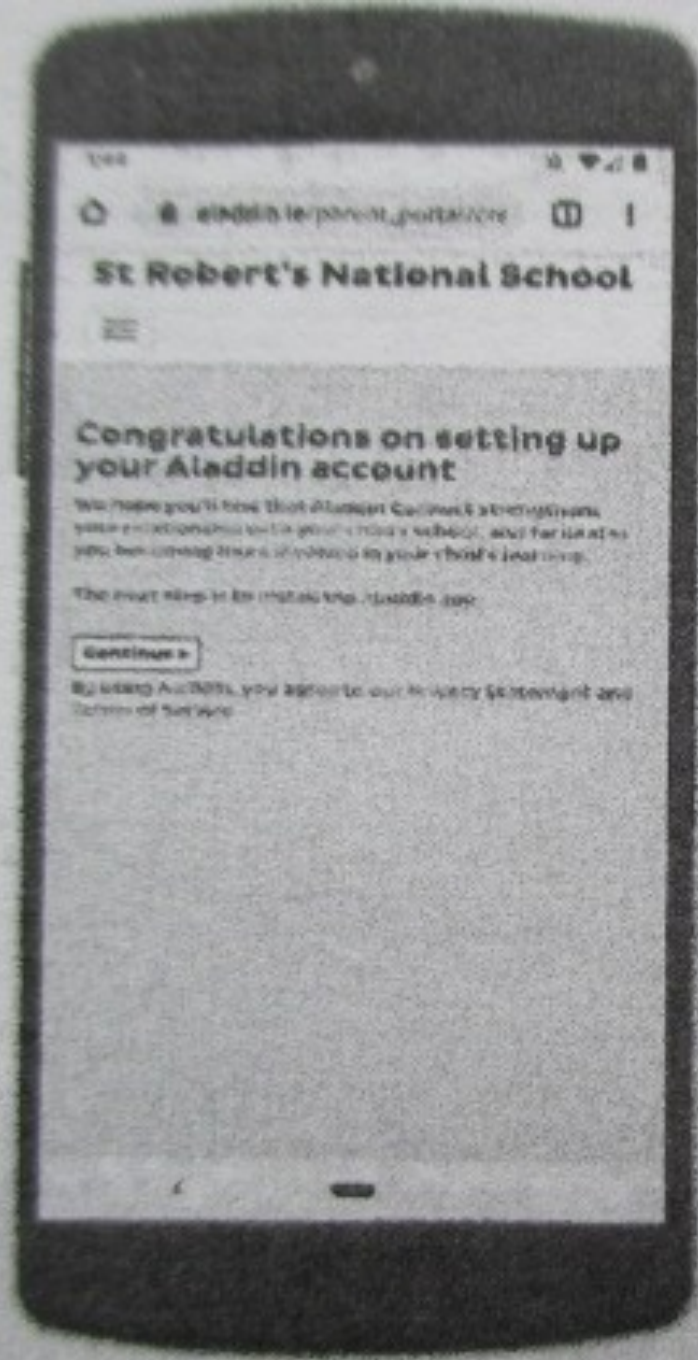
### 3. Account Setup

The next step is to setup your login details.

To create your account you will be asked to enter an **email** and **password** that will act as your login.

Make sure to select an email you have access to and a password you will remember.





## 4. Account Created

Once you have created your account you will be greeted with this screen.

The next step is to download the Connect app.

If you are on mobile you can click the continue button to be directed to download the app.

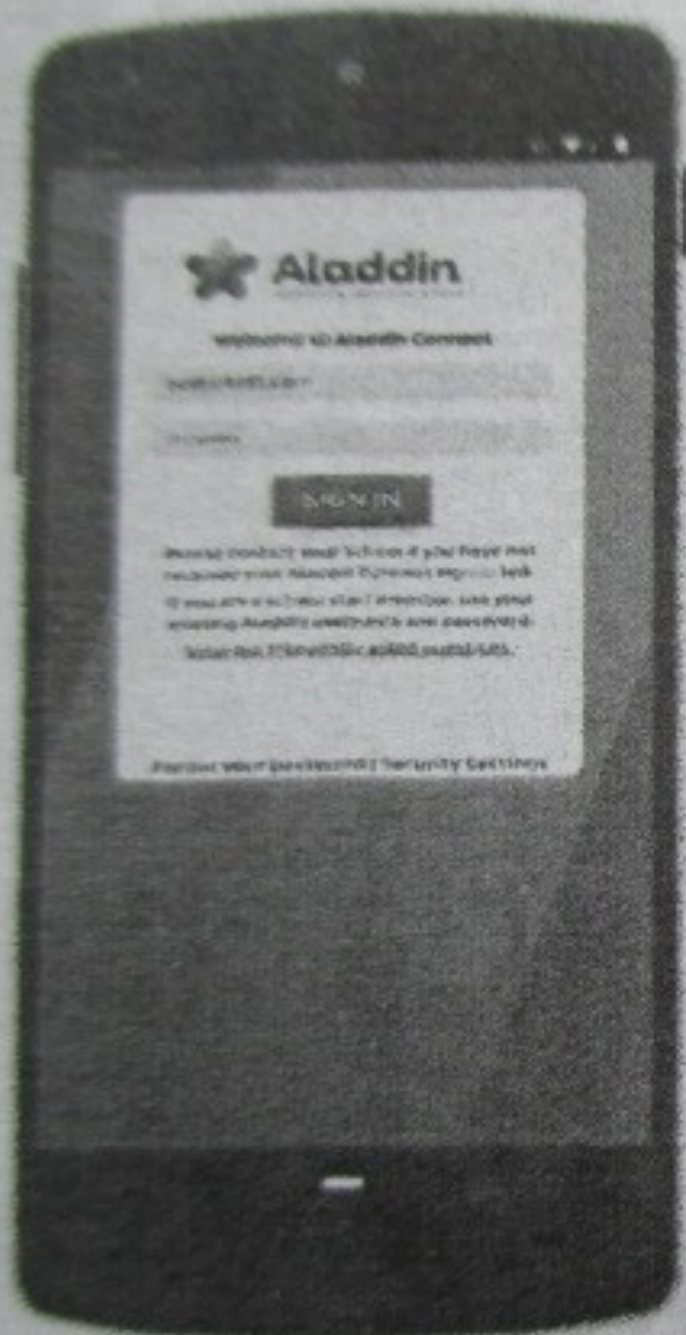
## 5. Download App

You can find the Connect app on both the Apple App Store or Google Play Store.

The App is free to install so you will need to simply press the Install button to add it to your device.







## 6. Sign Into App

Once you have installed the Connect app the last step is to login.

Parents will use the details set up in **step 3** in order to login.

Once signed in parents will be prompted to enter their mobile number for validation.